



REFERRER PORTAL



**Your Report Is Your
Marketing Instrument**

This is how referrers remain loyal to you!

...Created for Referrers from the Initial Idea Onwards

With the medavis REFERRER PORTAL your referrers have easy online access to the reports and studies you created - doctors without PACS can view them in the integrated viewer, even on mobile devices. The display of previous images and the download of the original DICOM data are also possible in the portal.

The portal can be opened from every device with internet access and a common web browser in the current version.

In order to protect the data of your patients optimally, you can also give colleagues short-term access to relevant data.

Thanks to detailed access permissions and encrypted data transmission, you and your referring doctors work transparently and secure with the sensitive medical data at all times.



Easy Information Exchange

Referring doctors can easily access the reports and image data of their patients with their default browser and personal access data.

The referring colleague can drag complete series in the viewer in seconds and view them. Images of all methods, MRI, CT, ultrasound, etc. can be displayed.

The referrer portal is a web-based application that does not require installation, additional software or plugins. The integrated report and image viewer enables printing and downloading of patient details.

These Are the Advantages for Your Referrers

- Quick online access on all reports and images
- Automatic e-mail notification when new reports are available
- Quicker further treatment
- Complete process digitalization
- Shortened treatment cycles
- Satisfied patients

Personalized examination lists & free text search

Integration of your logo

Display of critical reports



Eva Morenz
Executive Technician
and Imaging Center Manager

What Our Users Say

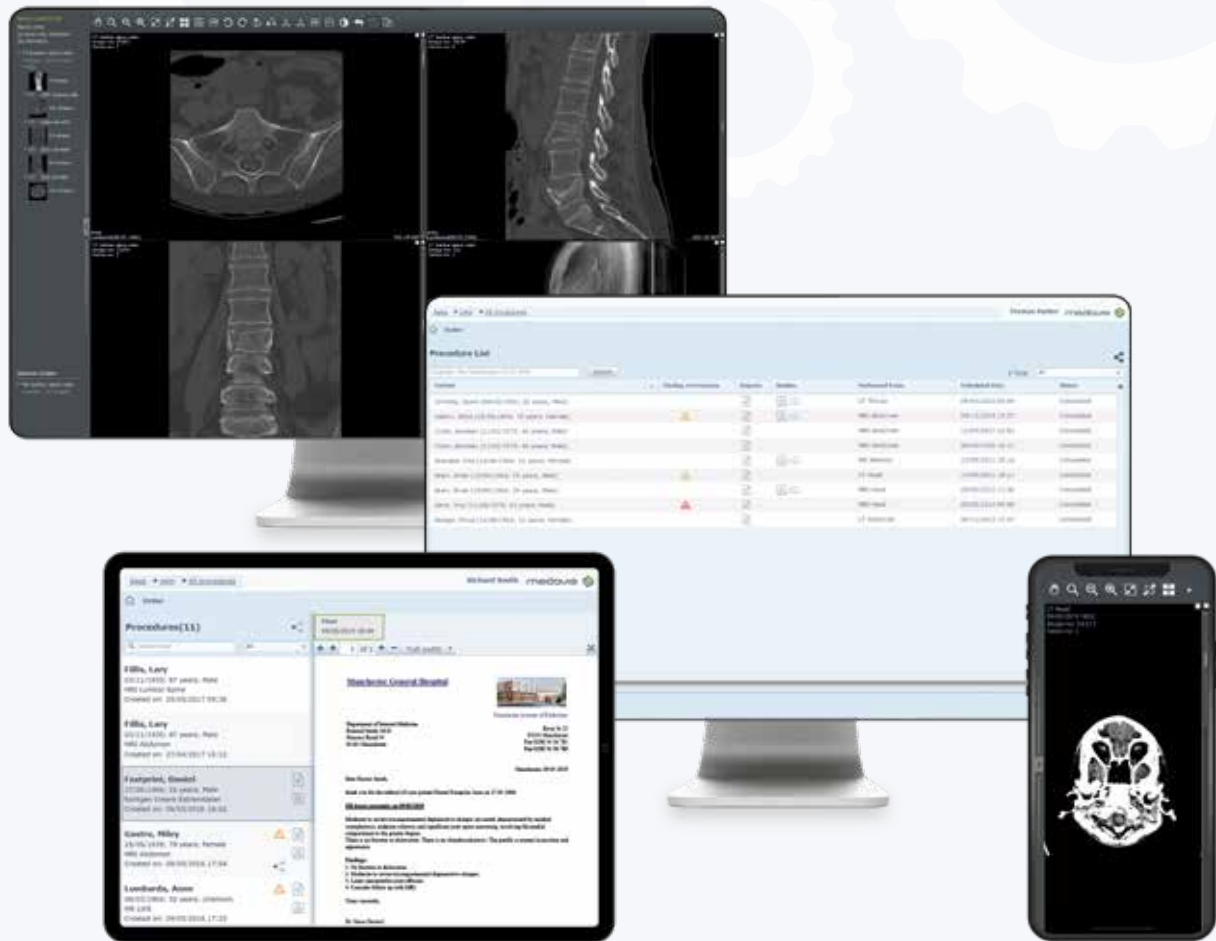


"The introduction of the medavis referrer portal was a significant step in order to organize the collaboration with our referrers in an even more effective way - and therefore accelerate it in line with our patients' wishes.

The referrer portal is being well-used by our referring doctors since the first day. The usage of

the portal is easy for the referrers and for us. The support is practicable, suitable for everyday use and can be done without additional personal resources. At the same time, the security is high and the benefit for the doctors, us and above all the patients is excellent.

We are completely satisfied and sure to have taken the right decision with the referrer portal."



Innovative Functions

Integrated image and report viewer

Download of data in the original DICOM format, JPG or PDF

Automatic report notification via e-mail

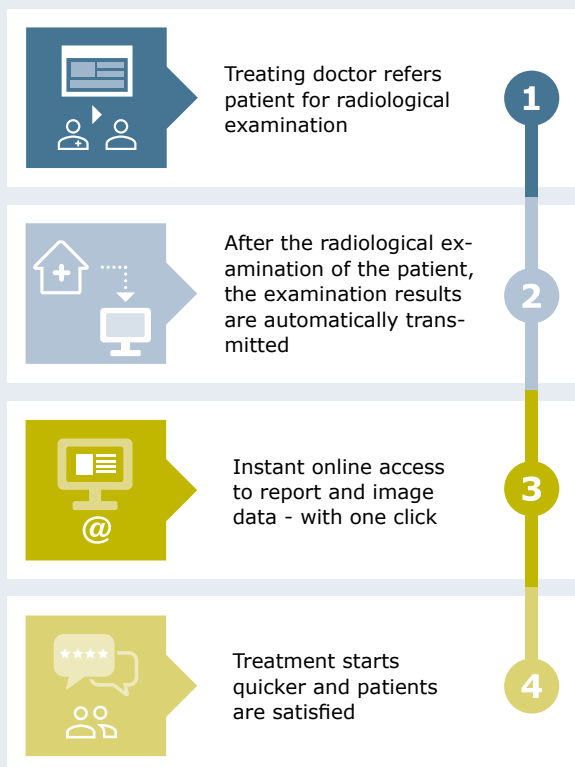
User-friendly search platform (patients, examinations, previous reports, result orientation, similarity search, personalized examination lists etc.)

Highlighted display of critical reports

Share report and studies with colleagues or patients



The Technology Is Running Smoothly as Well



The medavis referrer portal works with all usual medical communication standards: HL7, DICOM, XML, IHE. Therefore you can also integrate the portal in heterogeneous system environments without any problems.

The platform relies on state-of-the-art web-technology and ensures independence of infrastructure and systems in this way.

No matter how your IT infrastructure develops, the medavis referrer portal adjusts flexibly to the new requirements and earlier investments remain safe.





The medavis REFERRER PORTAL Stands for **Highest Security Standards**

The usage of SSL connections and the usage of certificates according to OWASP guidelines guarantee highest security in networking.

This is proven by regular penetration tests of our web application by independent third parties.





Compliant with Data Privacy Protection According to EU GDPR

The transmission of images and reports complies with the EU General Data Privacy Regulation (EU GDPR) and highest security standards.



referrer.medavis.com

quick

flexible

secure

medavis
REFERRER PORTAL

Via the detailed assignment of access permissions, transparency and security in dealing with sensible medical data is always ensured.

The medavis REFERRER PORTAL can be used in imaging centers and clinics independent of RIS, and can also be used from home. Only internet connection and a common web browser in the current version are required.

The user-friendly desktop environment enables the intuitive usage and an uncomplicated usage in the imaging center or clinic.

The portal offers highest security to protect patient data with: HTTPS call, SSL encryption, system logout, event log, password guidelines, two-factor authentication.

The integration is simple and secure, without tedious VPN installation.

REFERRER PORTAL

Since 1997, medavis has been synonymous for IT solutions in medicine that go one step further:

- State-of-the-art software technology
- Future-oriented, expandable IT processes
- Individually customized services
- IT experts for process optimization and networking operations in radiology
- High-performance products with high-level functionality
- Long-standing project experience
- First-class customer service by qualified staff

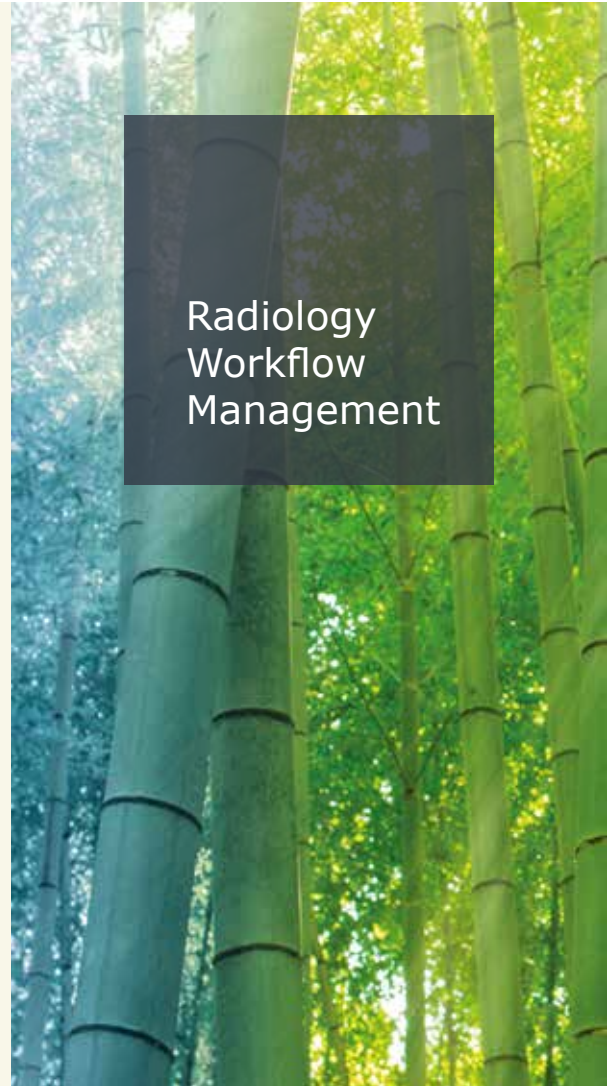
Over 700 national and international medical centers, hospitals, clinic associations and teaching institutes already rely on radiology solutions by medavis.

medavis GmbH
Bannwaldallee 60
76185 Karlsruhe
Germany

Phone +49 721 92910-0
Fax +49 721 92910-99
E-Mail: info@medavis.com
www.medavis.com

© 2019/2 medavis GmbH
All rights reserved.

All product and company names mentioned here are trademarks of their respective owners.



Radiology
Workflow
Management

These could soon be your online ratings:

★★★★★ one week ago

Only positive experiences! Modern imaging center, competent team, quick appointment scheduling. Doctor with great expertise who answers questions comprehensibly and patiently. To be highlighted is the transmission of images and reports with the referrer portal via internet directly to the treating medical specialist.

★★★★★ 9 months ago

Very friendly imaging center, got my appointment very fast. The doctor was very friendly and competent. The images of my examination were instantly at my family doctor's practice so that treatment could be started directly. I did not have to remember to bring the CD.

★★★★★ 2 months ago

I rarely had such a positive experience. Got the appointment relatively quickly, friendly team, perfect process and - in my case a very important point: superfast transmission of my results to the treating practice. Highly recommended! Thank you!